

How to Negotiate the Best Price When Hiring Online Class Help

Hiring online class help has [Hire Online Class Help](#) become a popular solution for students juggling multiple responsibilities. Whether you're managing work, family, or other commitments, academic assistance services can ease your burden by handling coursework, assignments, and exams. However, the cost of these services can vary widely, and without proper negotiation, you may end up overpaying.

Negotiating the best price for online class help requires strategic planning, effective communication, and an understanding of industry pricing structures. In this article, we'll explore proven techniques to help you secure high-quality assistance at a fair price.

1. Understand the Pricing Structure of Online Class Help Services

Before you negotiate, you need to understand how online class help services determine their prices. Several factors influence pricing, including:

1. Urgency
 - Assignments with tight deadlines typically cost more.
 - If you plan ahead and request help in advance, you can negotiate lower rates.
1. Complexity of the Course
 - Basic courses (e.g., introductory English or history) are usually less expensive than specialized subjects (e.g., advanced mathematics or engineering).
 - More technical subjects require expert tutors, which can increase costs.
1. Length and Scope of Work
 - A single assignment is cheaper than hiring a service for an entire course.
 - Bulk orders (e.g., multiple assignments or an entire semester) can qualify for discounts.
1. Tutor Qualifications
 - Services with highly qualified professionals (Ph.D. holders, experienced educators) charge premium rates.
 - If you don't need an expert-level tutor, you can negotiate a lower price for a standard tutor.

By understanding these pricing factors, you can make informed decisions and negotiate more effectively.

2. Research and Compare Multiple Services

Don't settle for the first service you come across. Instead, gather quotes from multiple providers to compare pricing and offerings.

How to Compare Services:

- ✓ Look for reviews and testimonials – Websites like Trustpilot, Reddit, and student forums offer insights into pricing and [Online Class Helper](#) service quality.
- ✓ Request price estimates – Contact at least three different services for quotes.
- ✓ Analyze value for money – The cheapest service isn't always the best. Consider factors like reliability, originality guarantees, and customer support.

Armed with this information, you'll have leverage when negotiating, as you can mention competitor prices to get a better deal.

3. Ask for Discounts and Promotions

Many online class help services offer discounts, but they may not always advertise them. It's always worth asking!

Types of Discounts to Look For:

- ✓ **First-Time Customer Discounts:** Many companies offer introductory discounts for new users.
- ✓ **Bulk Order Discounts:** If you're hiring help for multiple assignments or an entire course, you can negotiate a package deal.
- ✓ **Referral Discounts:** Some services give price reductions if you refer friends or classmates.
- ✓ **Seasonal or Holiday Promotions:** Many platforms run special offers during back-to-school seasons, holidays, or finals week.

💡 **Pro Tip:** If a service doesn't have an active promotion, ask: *"Do you offer any student discounts or seasonal promotions?"*


Even if they don't have an official discount, many providers will lower the price to secure your business.


4. Negotiate a Custom Package Based on Your Needs


Not all students need full-service assistance. If you only require help with specific aspects of your coursework, negotiating a custom package can save you money.

Ways to Customize Your Order:

📝 **Partial Help:** Instead of having the service complete an entire assignment, ask for help with research, outlines, or editing.

 Long-Term Commitment Discounts: If you plan to use the service frequently, ask about a retainer or long-term pricing plan.

 Pick-and-Choose Services: Some services bundle unnecessary features (e.g., extra tutoring hours). Remove services you don't need to lower costs.

 Negotiation Tip:

Instead of saying, *"That price is too high,"* try:


"I only need help with research and proofreading. Can we adjust the price accordingly?"


Many providers are flexible and [nurs fpx 4000 assessment 3](#) willing to tailor their services to fit your budget.

5. Use Competitor Pricing as Leverage

If you've gathered multiple quotes, you can use them as bargaining power. When negotiating, mention that other providers have offered lower rates.

How to Phrase It:

 *"I received a quote from another service that's 20% lower. Can you match or beat their price?"*


 *"Another platform is offering the same service for \$50 less. I'd prefer to work with you—can we adjust the price?"*


Most companies would rather lower their rates slightly than lose a customer to a competitor.


6. Choose Slower Deadlines for Better Prices

Urgency is one of the biggest pricing factors. The faster you need your work completed, the more expensive it will be.

How to Save Money on Urgent Assignments:

 Plan Ahead: If you know you'll need help with an assignment in two weeks, place your order early.

 Avoid Last-Minute Requests: Services charge premium prices for 24-hour or same-day deadlines.

 Use a Phased Approach: Break large projects into smaller parts and submit them in advance.

 Negotiation Strategy:



"I'm not in a rush—can I get a discount if I extend the deadline by a few days?"

Most services offer lower rates for non-urgent work.

7. Avoid Services That Refuse to Negotiate

A reputable online class help service understands that students are on a budget. If a provider refuses to negotiate or pressures you into paying high fees without flexibility, consider it a red flag.

Warning Signs of Overpriced or Unreliable Services:




-  No clear refund policy or guarantees
-  High-pressure sales tactics
-  Refusal to provide sample [nurs fpx 4005 assessment 1](#) work or credentials
-  Vague or inconsistent pricing

If a service isn't willing to work with your budget, it's best to look elsewhere. There are many quality providers that offer fair, negotiable rates.

8. Consider Group Discounts

If you and your classmates need similar help, consider hiring a service together. Many providers offer group discounts, allowing each student to pay less.

How to Organize a Group Discount:


-  Find classmates who need help with the same course.
-  Contact the service and ask for a bulk rate.
-  Split the cost among the group.

Since the provider will be getting multiple clients at once, they're more likely to offer a lower price.

9. Offer Repeat Business in Exchange for Lower Rates

If you anticipate needing academic help throughout the semester, negotiate a loyalty discount. Many providers offer lower rates for returning customers.

How to Ask for a Loyalty Discount:

 *"I'll be needing help for multiple assignments this semester. Can you offer a discount if I commit to using your service long-term?"*

Since repeat customers are valuable, most providers will be willing to offer a better rate.

10. Watch Out for Hidden Fees

Some services advertise low base prices but include hidden fees for:

- ❌ Revisions
- ❌ Faster delivery
- ❌ Formatting and citations
- ❌ Plagiarism reports

How to Avoid Overpaying:

- ✓ Ask for a full breakdown of costs before committing.
- ✓ Request all additional charges in writing.
- ✓ Ensure that revisions and formatting are included in the price.

Final Thoughts: Mastering the Art of Negotiation

Hiring online class help doesn't [nurs fpx 4005 assessment 4](#) have to break the bank. By understanding pricing structures, comparing providers, and using smart negotiation tactics, you can secure the best deal without compromising quality.

Key Takeaways:

- ✓ Compare multiple services to find the best price.
- ✓ Always ask for discounts—many exist but aren't advertised.
- ✓ Negotiate based on urgency, complexity, and long-term commitment.
- ✓ Use competitor pricing as leverage.
- ✓ Avoid services with hidden fees or inflexible pricing.

By following these steps, you'll not only save money but also ensure that you're working with a trustworthy provider. Happy studying—and smart negotiating!